



Teaching Challenging Transforming

# ANNUAL SCHOOL REPORTING - 2012

CATHOLIC EDUCATION, ARCHDIOCESE OF BRISBANE

School Name **St Thomas More Primary School**

Postal address POBox 810 Noosa Heads QLD 4567

Phone 07 5449 2022

Fax 07 5449 2770

Email psunshinebeach@bne.catholic.edu.au

School website www.stmsunshine.qld.edu.au

Contact Person Mr Patrick Colley

## Principal's Foreword

### Introduction

St. Thomas More School is located in Ben Lexcen Drive, Sunshine Beach, a short drive from Noosa Heads. It is the only Catholic Primary School north of the Maroochy river. It was established in 1990, in conjunction with Brisbane Catholic Education and is affiliated with the Marist Brothers. St. Thomas More School is a modern co-educational facility preparing children from Preparatory to Year 7. As a parish school it is an important and integral part of the ministry of the Noosa District Catholic Parish.

At Saint Thomas More School we offer quality, inclusive education, in the Catholic tradition. This provides equity of opportunity for all to participate in the experience of life long learning.

The strong family spirit in the community promotes a sense of integrity, justice, and personal fulfilment that encourages children to critically question themselves and society as they prepare for a future characterised by personal growth and renewal.

In our faith community the individual's potential for learning is nurtured, the Christian story is embraced, faith is celebrated in prayerful and reflective ways, and the children discover a belief in their own capacity to contribute to the Church and society.

Welcome to our school community.

## School Profile

St Thomas More Primary School is a Catholic school administered through Catholic Education, Archdiocese of Brisbane.

Coeducational  or Single Sex


Year levels offered: Primary  Secondary  P-12

Total student enrolments for this school 677

Total Enrolment 677

Girls 348

Boys 329



## Characteristics of the student body

- 677 students
- 348 Girls and 329 boys
- 4 classes of Preps, Year 1, Year 2, Year 4
- 3 classes of Year 3, Year 5 and Year 7
- 2 classes of Year 6
- Students at St Thomas More are friendly and caring.
- The strong family spirit in the community promotes a sense of integrity, justice and personal fulfilment that encourages children to do their best
- We have 8 Indigenous students
- Majority of our students are baptised Catholics

## Our distinctive curriculum offerings

Religious Education, Prayer and Liturgical Celebrations, Band and Instrumental Music Programme, Choir, P-7 School Music Programme, Junior Arts Programme, Perceptual Motor Programme – Prep to Year 2, Cultural Literacy – Indonesian Language, Cultural Week, Extension Teacher, Two ICT Centres and a mobile computer lab, Year Seven Leadership Programme, Year Seven Dance Programme, Arts Council Visits, Life Education Van, Seasons for Growth Programme, Peer Support Programme, P-7 Physical Education Program.



### Extra curricula activities

Band – Musical Evenings and Competitions, Choir – Music Festivals and Parish Involvement, Visits to Aged Care Facilities, Inter school and inter house sport, Opportunities for District, Regional, State and National Representation in a variety of sports, Voices on the Coast – Reading Enrichment, Book Fair, Maths, English, Spelling, Writing and Computer Skill Competitions held by the UNSW, Readers' Cup, Camps – Years 5/6/7, Dance Evening (Year Seven), Under Eights Week, Parliamentary Activities – Lunchtime activities organised by Year Seven, Active After Schools Program and Wellness Week.

### How Information and Communication Technologies are used to assist learning

A wide range of ICTL is used across all learning areas. At Saint Thomas More computer programs and their associated peripherals are integrated into the connected curriculum unit so as to ensure effective learning and usage. A range of software programs and peripherals are used throughout the school based on a developmental scope and sequence. The school has two labs. One lab has 30, the other with 12 computers and a set of 15 portable computers that can be used in a variety of places. There are also 3 portable labs of 30 ipads that are utilized across all year levels. The school uses computer programs to monitor assessment and develop reporting. All classes have data projectors and the school has wireless connectivity.

### Social climate inclusive of pastoral care and our response to bullying

A comprehensive pastoral care program within the school emphasises the creation of a climate and environment that supports positive and enriching relationships between staff, students and families. Our motto 'In Truth and Love' is evident in activities at Saint Thomas More that develop our social climate include: Class and School Masses and Liturgies, Pastoral Care Policy, Peer Support Programme, Buddy System, Seasons for Growth Programme, PAL Programme, Recognition of Student Achievement – in and out of school, Acknowledgement of Birthdays – Staff and Students, Book Week Celebrations, Grandparents' Day, P&F Social Functions – Family BBQ, Mothers' Day Stall, Work of Staff Social Committee, Wellness Week activities for staff, parents and students, Year 7 Service Day, Year 7 Reflection Day, Parliament Activities led by Year 7, Parish Mass BBQ.

At St Thomas More we believe that the best way to deal with bullying is to work together – parents, students and staff. Yearly families are given a "bullying brochure" which outlines what it is and is not as well as what parents can do at home. The brochure also explains what students can do and some of the proactive approaches we are adopting at St Thomas More.

### Parent, student and teacher satisfaction with the school

The satisfaction of parents, students and teachers at St Thomas More is extremely high. Yearly, we review components of our internal school renewal. These priorities cover Religious and Evangelising Mission, Student Learning Outcomes, Student Support, Staff Support, Partnerships and Relationships, Information Communication and Learning Technologies, Resourcing Catholic Schooling and Renewal and Quality Assurance. From these eight priorities we survey the key stakeholders within our community – parents, students and teachers. These results highlight the dedication and commitment of all members of our St Thomas More School community.

### Parent involvement in their child's education

All parents are extended a very warm welcome to Saint Thomas More School. We hope their association with the school will be happy and fulfilling in every respect. We recognise that parents are the prime educators of their children. This partnership will be successful to the extent that it is based on mutual support, co-operation, and above all mutual respect. Involvement can include: Classroom Support – Reading, Spelling, Art, Computers, Guest Speakers, General help, Tuckshop, Library, School Board, Parents and Friends Association, Fete and other Fund Raising Activities, Sporting Activities, Coaching Sporting Teams, Camps and Excursions, Working Bees, Liturgies and other Celebrations, Shared Lunches, Parent and Teacher Information Nights, Parent/Teacher Report Interviews.

### Staff Profile

Workforce Composition	Teaching Staff	Non-teaching Staff
Headcounts	41	25
Full-time equivalents	13	22
Indigenous		0

### Qualifications of all teachers

Highest level of attainment	Percentage of teachers and leaders at the school attaining this level
Doctorate	0
Masters	23
Post Graduate Diploma/Certificate	23
Bachelors Degree	45
Diploma/Certificate	7

## Expenditure on and teacher participation in Professional Learning

The total funds expended on teacher professional learning in 2012 was \$ 77300

The major professional development initiatives were as follows

- Collaborative Planning
- Marist Spirituality
- Consistency of Teacher Judgement
- Implementation of the Australian Curriculum
- ICTL
- Visable Learning

## School Income by Funding Source


School income broken down by funding source is available via the My School website at <http://www.myschool.edu.au/>.

To access our school income details, click on the My School link above. You will then be taken to the My School website with the following:

'Find a school' text box.

Where it says 'Search by school name', type in the name of the school you wish to view, and select '<GO>'. Read and follow the instructions on the next screen; you will be asked to accept the Terms of Use and Privacy Policy before being given access to the school's My School entry web page.

School financial information is available by selecting 'School finances' in the menu box in the top left corner of the school's entry web page.



## Average staff attendance rate

The staff attendance rate was 97.63 % in 2012.

## Proportion of staff retained from the previous school year

From the end of the 2011 school year, 100 % of staff were retained by the school for the 2012 year.

## Key Student Outcomes

Whole School Attendance Rate	94.5	%
------------------------------	------	---

Prep Attendance Rate	N/A	
Year 1 Attendance Rate	93.3	%
Year 2 Attendance Rate	95.4	%
Year 3 Attendance Rate	94.1	%

Year 4 Attendance Rate	95	%
Year 5 Attendance Rate	92.8	%
Year 6 Attendance Rate	96.1	%
Year 7 Attendance Rate	94.8	%


## Policy and practice to manage student attendance

St Thomas More has a very proactive approach to manage student attendance. Classroom rolls are marked twice a day (9am and 2pm). The front office has a sign in and out book. If a child has an unexplained absence then a SMS message is sent to parents. At the end of each semester the total number of days away is placed on the child's report. Children with excessive days away are referred to the Student Support Team for closer monitoring.

## Student Achievement – NAPLAN for Years 3, 5, 7

National Assessment Program – Literacy and Numeracy (NAPLAN) results – our reading, writing, spelling, grammar and punctuation, and numeracy results for the relevant years.

Our reading, writing, spelling, grammar and punctuation, and numeracy results for the relevant years are available via the My School website at <http://www.myschool.edu.au/>.



To access our NAPLAN results, click on the My School link above. You will then be taken to the My School website with the following

'Find a school' text box.

Where it says 'Search by school name', type in the name of the school whose NAPLAN results you wish to view, and select <GO>. Read and follow the instructions on the next screen; you will be asked to accept the Terms of Use and Privacy Policy before being able to access our NAPLAN data.